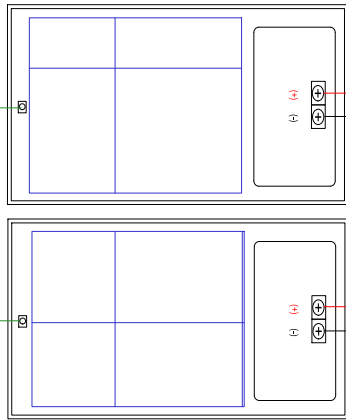


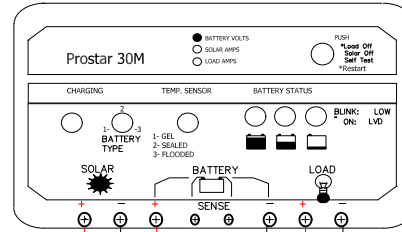
SOLAR PANEL: VLS-140T



PLUG IN

PLUG IN

CHARGE CONTROLLER



CB: 30A

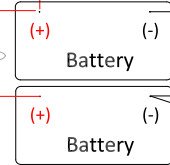
CB: 30A

CB: 30A



#10 AWG OP CABLE

#4-1 batt cable.



- TERMINAL BLOCK :  
12VDC
1. SOLAR (+)
  2. SOLAR (+)
  3. SOLAR (-)
  4. SOLAR (-)
  5. BATTERY (+)
  6. BATTERY (-)
  7. LOAD (+)
  8. LOAD (-)
- CIRCUIT BREAKERS :
- CB1: 30A : SOLAR  
CB2: 30A : BATTERY  
CB3: 30A : LOAD

LOAD :  
12V DC

- NOTES :
- × ALL METAL SURFACES TO BE GROUNDED.  
SEE :NEC 250.122 FOR DETAILS.
  - × FOLLOW OPERATORS MANUAL GUIDELINES  
FOR START UP PROCEDURE.

<b>AMERESCO SOLAR</b> Green • Clean • Sustainable			
TITLE: <b>IBeam SYSTEMS</b> 12 VOLTS DC			
DRAWN BY:	CSL	ENGINEER:	DCM
DATE:	04 / 08 / 2016	SALES:	MM